



### District Report Card: 2017


<b>State:</b> Telangana	<b>District:</b> KARIMNAGAR
<b>Class:</b> 8	<b>Subject:</b> Science
<b>Schools:</b> 51	<b>Students:</b> 962


### Participation/Coverage


#### Students

<b>GENDER</b> 	Boys		Girls	
	Number	%	Number	%
	456	47.40	506	52.60

<b>AREA</b> 	Rural		Urban	
	Number	%	Number	%
	790	82.12	172	17.88

<b>CATEGORY</b> 	SC		ST		OBC		GEN	
	Number	%	Number	%	Number	%	Number	%
	327	33.99	35	3.64	559	58.11	41	4.26

<b>CWSN</b> 	LD	VI	HI	S&LD	ID	Oth
	1	3	0	1	0	30

<b>MANAGEMENT</b> 	Government		Government-aided	
	Number	%	Number	%
	909	94.49	53	5.51

### Average Performance of Students in Science (%)

Overall	Gender		Area		Management		Social Group			
	Male	Female	Rural	Urban	Govt.	Aided	SC	ST	OBC	GEN
<b>37.60</b>	<b>38.38</b>	<b>36.89</b>	<b>38.83</b>	<b>31.94</b>	<b>37.79</b>	<b>34.34</b>	<b>35.96</b>	<b>31.81</b>	<b>38.95</b>	<b>37.07</b>

## Performance on Learning Outcomes (LOs)

Learning Outcomes	Description	Average Performance(%)
SCI703	Classifies materials and organisms based on properties/characteristics	39.03
SCI704	Conducts simple investigation to seek answers to queries	24.48
SCI705	Relates processes and phenomenon with causes	45.34
SCI708	Measures and calculates e.g., temperature; pulse rate; speed of moving objects; time period of a simple pendulum, etc	33.99
SCI710	Plots and interprets graphs	34.99
SCI711	Constructs models using materials from surroundings and explains their working	34.37
SCI801	Differentiates materials, organism and processes	34.16
SCI804	Relates processes and phenomenon with causes	45.76
SCI805	Explains processes and phenomenon	36.38
SCI807	Measures angles of incidence and reflection, etc.	35.03
SCI811	Applies learning of scientific concepts in day-to-day life	42.33
SCI813	Makes efforts to protect environment	52.81

Range of Performance of Students who Answered Correctly							
Below 30%		30% - 50%		50% - 75%		Above 75%	
Number	%	Number	%	Number	%	Number	%
375	38.98	366	38.05	183	19.02	38	3.95

## Lowest Performing Learning Outcomes (LOs)

1. Conducts simple investigation to seek answers to queries (24.48)
2. Measures and calculates e.g., temperature; pulse rate; speed of moving objects; time period of a simple pendulum, etc (33.99)
3. Differentiates materials, organism and processes (34.16)
4. Constructs models using materials from surroundings and explains their working (34.37)
5. Plots and interprets graphs (34.99)